REIWA 6th 2024

Toyoshina Area [A] Garbage and Recyclable Garbage Collection Calendar

Toyoshina (except Shinden)/ Minamihotaka

★Thoroughly separate garbage types and use the city-specified bags. Take it out to the collection point in your area from 6am to 8am on collection days.

【Be responsible for your garbage by writing your name and your area on the bag.】【Tie your garbage bag before disposal of it.】

Burnable Garbage	Metal Items	Glass/ Crockery
Monday/ Thursday	2nd Wednesday	3rd Wednesday

└ Collection Point: Garbage Collection Point ┘

Plastic Containers and Packaging	Ash/ Cans/ Glass Bottles/ Fluorescent Tubes/ Battery Cells	Paper/ PET Bottles/ Clothing/ Fabric
Tuesday	1st Wednesday	1st Saturday

└ Collection Point: Recyclable Garbage Station ┘

"Let's be more conscious and do what we can as an individual to reduce food waste."

4 April 2024

●Toyoshina Recycling Center collection days: 6th, 7th, 10th, 13th, 14th, 20th, 21st, 24th, 27th, 28th

SUN	MON	TUE	WED	THU	FRI	SAT
	1	2	3 Ash/ Cans, etc.	4	5	6 Paper, etc.
7	8	9	10 Metal Items	11	12	13
14	15	16	17 Glass/ Crockery	18	19	20
21	22	23	24	25	26	27
28	29	30				

5 May

●26th is the Azumino City-wide Community Clean-up Day.
●Toyoshina Recycling Center collection days: 4th, 5th, 8th, 11th, 12th, 18th, 19th, 22nd, 25th, 26th

SUN	MON	TUE	WED	THU	FRI	SAT
			1 Ash/ Cans, etc.	2	3	4 Paper, etc.
5	6	7	8 Metal Items	9	10	11
12	13	14	15 Glass/ Crockery	16	17	18
19	20	21	22	23	24	25
26	27	28	29	30	31	

6 June

●Toyoshina Recycling Center collection days: 1st, 2nd, 8th, 9th, 12th, 15th, 16th, 22nd, 23rd, 26th, 29th, 30th

SUN	MON	TUE	WED	THU	FRI	SAT
						1 Paper, etc.
2	3	4	5 Ash/ Cans, etc.	6	7	8
9	10	11	12 Metal Items	13	14	15
16	17	18	19 Glass/ Crockery	20	21	22
23/30	24	25	26	27	28	29

7 July

●Toyoshina Recycling Center collection days: 6th, 7th, 10th, 13th, 14th, 20th, 21st, 24th, 27th, 28th

SUN	MON	TUE	WED	THU	FRI	SAT
	1	2	3 Ash/ Cans, etc.	4	5	6 Paper, etc.
7	8	9	10 Metal Items	11	12	13
14	15	16	17 Glass/ Crockery	18	19	20
21	22	23	24	25	26	27
28	29	30	31			

8 August

●Toyoshina Recycling Center collection days: 3rd, 4th, 10th, 11th, 14th, 17th, 18th, 24th, 25th, 28th, 31st

SUN	MON	TUE	WED	THU	FRI	SAT
				1	2	3 Paper, etc.
4	5	6	7 Ash/ Cans, etc.	8	9	10
11	12	13	14 Metal Items	15	16	17
18	19	20	21 Glass/ Crockery	22	23	24
25	26	27	28	29	30	31

9 September

●Toyoshina Recycling Center collection days: 1st, 7th, 8th, 11th, 14th, 15th, 21st, 22nd, 25th, 28th, 29th

SUN	MON	TUE	WED	THU	FRI	SAT
1	2	3	4 Ash/ Cans, etc.	5	6	7 Paper, etc.
8	9	10	11 Metal Items	12	13	14
15	16	17	18 Glass/ Crockery	19	20	21
22	23	24	25	26	27	28
29	30					

10 October

●Toyoshina Recycling Center collection days: 5th, 6th, 9th, 12th, 13th, 19th, 20th, 23rd, 26th, 27th

SUN	MON	TUE	WED	THU	FRI	SAT
		1	2 Ash/ Cans, etc.	3	4	5 Paper, etc.
6	7	8	9 Metal Items	10	11	12
13	14	15	16 Glass/ Crockery	17	18	19
20	21	22	23	24	25	26
27	28	29	30	31		

11 November

●3rd is the Azumino City-wide Community Clean up Day.
●Toyoshina Recycling Center collection days: 2nd, 3rd, 9th, 10th, 13th, 16th, 17th, 23rd, 24th, 27th, 30th

SUN	MON	TUE	WED	THU	FRI	SAT
					1	2 Paper, etc.
3	4	5	6 Ash/ Cans, etc.	7	8	9
10	11	12	13 Metal Items	14	15	16
17	18	19	20 Glass/ Crockery	21	22	23
24	25	26	27	28	29	30

12 December

●Toyoshina Recycling Center collection days: 1st, 7th, 8th, 11th, 14th, 15th, 21st, 22nd, 25th

SUN	MON	TUE	WED	THU	FRI	SAT
1	2	3	4 Ash/ Cans, etc.	5	6	7 Paper, etc.
8	9	10	11 Metal Items	12	13	14
15	16	17	18 Glass/ Crockery	19	20	21
22	23	24	25	26	27	28
29	30	31				

1 January 2025

●Date changed! Ashes/Can/Bottles:8th; Metal Items:15th; Glass and Crockery:22nd.
●Toyoshina Recycling Center collection days: 4th, 5th, 8th, 11th, 12th, 18th, 19th, 22nd, 25th, 26th

SUN	MON	TUE	WED	THU	FRI	SAT
			1	2	3	4 Paper, etc.
5	6	7	8 Ash/ Cans, etc.	9	10	11
12	13	14	15 Metal Items	16	17	18
19	20	21	22 Glass/ Crockery	23	24	25
26	27	28	29	30	31	

2 February

●Toyoshina Recycling Center collection days: 1st, 2nd, 8th, 9th, 12th, 15th, 16th, 22nd, 23rd, 26th

SUN	MON	TUE	WED	THU	FRI	SAT
						1 Paper, etc.
2	3	4	5 Ash/ Cans, etc.	6	7	8
9	10	11	12 Metal Items	13	14	15
16	17	18	19 Glass/ Crockery	20	21	22
23	24	25	26	27	28	

3 March

●Toyoshina Recycling Center collection days: 1st, 2nd, 8th, 9th, 12th, 15th, 16th, 22nd, 23rd, 26th, 29th, 30th

SUN	MON	TUE	WED	THU	FRI	SAT
						1 Paper, etc.
2	3	4	5 Ash/ Cans, etc.	6	7	8
9	10	11	12 Metal items	13	14	15
16	17	18	19 Glass/ Crockery	20	21	22
23/30	24/31	25	26	27	28	29

No garbage collection December 31 to January 3.

Business waste is NOT collected at the collection points.

Note: Violated garbage will be taped a warning and WILL NOT collected.

Classification		Main Items	Guidelines for garbage disposal	What to use for disposal
Burnable Garbage		Kitchen waste, waste paper, chunks of wood, pieces of cloth, plastic items, leather items, shells, rubber goods, aluminum foil	○Do not cover or hide your garbage with newspapers etc. ○Kitchen waste should be well dried. ○Remove feces from used disposable diapers. ○Wood and branches should be no bigger than 5cm in diameter and 50cm in length. Boards should be cut into pieces within 50cm². Do not bundle them. ○Large items such as futons, carpet, wood, etc. will be collected if the item is small enough to fit into the city-issued burnable garbage bag, if not, considered as "Over-sized Trash."	もえるごみ専用 指定袋 安曇野市 Area Name
Non-burnable Garbage	Metal Items	Iron scraps, pans, kettles, scissors, knives, razors, spray cans 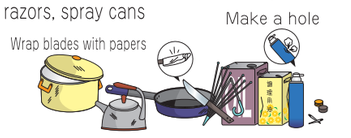	○Spray cans must be used up completely and make a hole in cans to take all the gas out outside away from flames. ○Knives should be wrapped with papers etc. ○Cans larger size than 18L should be disposed as "Over-sized Trash". ○Top to the can goods and top to the twisted type bottle must be disposed as "Metal items." ○The small household electrical appliances are not considered as "Metal Items".	もえないごみ 資源物 指定袋 安曇野市 Area Name
	Glass and Crockery	Electric bulbs, broken or dirty glass bottles, plates, glasses, bowls, vases,opalescent glass bottles	○Empty garbage items. ○Remove caps and plastic tops. ○Large pieces should be broken into smaller pieces prevent the bag from tearing. ○Do not wrap with papers and show the contents. ○Glass and crockery can be put in a bag. ○Incandescent light bulbs, LED light bulbs(Glass), glow lamps, and broken fluorescent tubes should be disposed as "Glass and Crockery."	もえないごみ 資源物 指定袋 安曇野市 Area Name
	Ash	Ashes of oval briquettes, wood burning stoves, wood burning bath, and charcoal	○Extinguish the fire in ashes completely. ○The burnt residue are considered as "Burnable Garbage." ○Dispose at a Resource Station.	Non-burnable Garbage/ Recyclable Garbage Bag
Recyclable Garbage	Cans	Juice or alcohol cans, food cans, confectionary cans,milk cans	○Lightly rinse and dry them. ○No need to separate aluminum cans from steel cans. ○Top to the can goods and top to the twisted type bottle must be disposed as "Metal items."	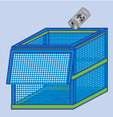
	Glass Bottles	Unbroken bottles for food /drinks and for cosmetics 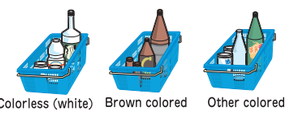	○Separate by colors; colorless and white, brown, and others. ○Remove the top from the bottle, rinse well, and dry. No need to remove labels. ○Glass bottles with colorless spouts are sorted into "Colorless Glass Bottles". ○Broken glass bottles,cooking oil glass bottles and opalescent glass bottles are sorted into "Glass and Crockery".	
	Fluorescent Tubes	Long fluorescent tubes, round-shaped fluorescent tubes, bulb shaped fluorescent lights Germicidal lamp, ultraviolet germicidal lamp 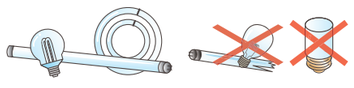	○Incandescent light bulbs, LED light bulbs(Glass), glow lamps, and broken fluorescent tubes should be disposed as "Glass and Crockery." ○Fluorescent tubes can be collected with their original paper cases. ○How to distinguish between a bulb shaped fluorescent light and an incandescent lamp ・A bulb-shaped fluorescent light has a plastic part between the bulb and the metal but the incandescent lamp doesn't. ・Model number of a bulb shaped fluorescent light begins with "EF- ". ○Pls dispose LED bulbs (made of plastic) as "used small home appliances."	Container has been changed.
	Electric Batteries	Manganese cells, Nickel-Cadmium rechargeable batteries, alkaline batteries, mercury batteries, button cells	○Button cells and small charger type cells need to be insulated by wrapping adhesive tape around. ○Car and motor bike batteries are sorted into "Over-sized Trash". 	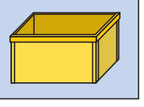

Classification		Main Items	Guidelines for garbage disposal	What to use for disposal
Recyclable Garbage	Plastic Containers and Packaging	Plastic containers and packaging with プラ mark packing trays, cups, bottles, styrene foam, labels, etc.	○Use designated bags specified for plastic containers and packaging (Use also city-specified bags used for recyclable garbage.) ○Rinse well and dry the items. ○Do not put garbage in multiple supermarket bags etc. (Do not double-bags) ○No need to remove paper price tags or barcode labels. ○Heavily soiled or non-cleanable items (oil bottles, etc.) have to be disposed as "Burnable Garbage". ○Dispose the items without プラ mark as "Burnable Garbage" (such as buckets and plastic washbowls, etc.).	専用袋 安曇野市 Area Name もえないごみ 資源物 指定袋 安曇野市 Area Name
	Paper: Newspapers	Newspapers and newspaper inserts	○Make an easy carrying bundle of papers by type and tie it crosswise to dispose. ○Rip other materials (such as plastic, cloth, leather, or metal) off and dispose respectively. ○No need to remove staples from magazines or other papers. ○No need to remove staples, packing tapes or labels from cardboard boxes. ○Even papers with corrugated cross section (wavy) are sorted into "Paper containers and packaging" if they have 紙 mark. ○Japanese papers, thermal papers, photographs, rice/fertilizer bags and papers coated with plastic should be disposed as "Burnable Garbage". ○Wrap and toilet paper tubes should be disposed as "Magazines and other papers".	
	Paper: Cardboard	with corrugated cross section		
	Paper: Magazines and other papers	magazines, books, catalogs, brochures, other papers		
	Paper: Paper cartons	紙パック Paper cartons (milk, fruit juice)	○Rinse, cut to open, and dry paper cartons. Tie them crosswise to dispose. ○Shop front collection is also recommended.	
	Paper: Paper containers and packaging	empty paper boxes/ bags/ packaging with 紙 mark	○Small items should be flatten and put into other wrappings, or put in a paper bag with 紙 mark and tie it crosswise to dispose. ○Dirt, metal and plastics should be removed from items.	Paper containers and packaging with 紙 mark
	PET Bottles	Plastic PET bottles with PET mark	○Plastic tops and labels are disposed as "Plastic Containers and Packaging." ○Plastic rings don't have to be taken, but labels must be removed. ○Lightly rinse and dry containers. ○Soiled bottles should be disposed as "Burnable Garbage".	
	Clothing and Fabric	Clothes, trousers, bed sheets, curtains, blankets, sweaters	○Put into the bag specified for non-burnable garbage without cutting up and close the bag tightly. ○Underwear, socks, heavily soiled or torn items should be disposed as "Burnable Garbage".	もえないごみ 資源物 指定袋 安曇野市 Area Name
Used Small Household Appliances Electrical appliances		Cell phones, electric razors, calculators, game machines, PCs, digital cameras, hair driers, flashlights, clocks, vacuum cleaners, rice cookers, car audios, electric cords, etc. *NO air conditioners, TVs, refrigerators/freezers, washing machines/cloth dryers *Erase all the personal data from devices. *Remove all batteries/ fluorescent tubes.	Recycling Center: ○Recycling centers accept all items of used small household appliances. Open: according to business hours of each recycling center (9:00am-4:00pm) ○Complete registration first, then follow the staff's instructions and put your items in the provided container. Recycle Box in Main City Office/ City Branch Office: ○These recycle boxes in main city office and city branch office collect items within 15cm height x 35cm width x 25cm depth. Bring larger items into a respective recycling center. Open: Monday to Friday (8:30am-5:15pm)	
Waste Cooking Oil		Used or expired cooking oil (Vegetable oil only)	○Please bring the item to the main city hall, city branch offices, or each recycling center.	Bring with an original container with bottle tops.
Waste Bicycle		Unnecessary Bicycle (Broken bicycles are accepted)	○Bring it to a respective recycling center during its open hours.	
Garden Waste Recycling (to chip pruned branches)		Tree branches with diameter in 1~8cm. Thinner ones as burnable garbage, thicker ones as over-sized trash or thermal recycling wood chips.	Each Recycling Center: ○Open 9:00 am-4:00 pm on each Recycling Center collection days. ○Remove leaves, cut out branches, make them into handy length, and bundle with strings. ○Woodchips are available for free at each Recycling Center.	

Recycling Center

※Accepts recyclable garbage without charge.
Open: **9:00am-4:00pm**

Toyoshina Recycling Center (South of Azumino Industrial Park) 1161-1 Toyoshina Takibe	**Saturday and Sunday 2nd and 4th Wednesday**
Hotaka Recycling Center (Hashizume Wastewater Treatment Plant) 4878-1 Hotaka Ariake	Saturday and Sunday
Akashina Recycling Center 4560-1 Akashina Nakagawate	1st and 3rd Saturday and Sunday

Business paper waste (newspapers, cardboard, magazines, other papers) and woodchips are collected except industrial waste .(Please refer to the above "Guidelines for garbage disposal")

Paid Collection

Over-sized Trash (furniture, tires, large battery, etc.)	Contact authorized trash hauling companies directly.	○See "Domestic Recyclable Garbage Disposal Manual" or the city website to find authorized trash hauling companies ○Call the company and ask acceptable items and disposal fee for over-sized trash in advance. ○Branches and lumbers have access to thermal recycling of wood chips
Burnable Over-sized Trash (Futon, Tatami, wooden furniture, wood, etc.)	Take directly to Hotaka Clean Ceter	○ Acceptable trash: large trash that doesn't fit in the city-issued burnable garbage bag. * Max. size accepted; length 2m x width 1.2m x height 1m. (wood and chopped branches under thickness 20cm, length 2m) * Remove any visible non-burnable(metal, glass, etc.) parts. ○ Cost: Under 10kg ¥220/visit. Over 10kg ¥220/10kg ○ Business hours: Mon-Fri 8:30 am-12 pm / 1 pm-4:30 pm Sat 8:30 am-11:30am ○ Contact: EcoService Azumino, Inc. Ph# 82-1700. Pls. refer to "Domestic Recyclable Garbage Disposal Manual" for details.
Thermal recycling of wood chips	Bring the trash on your own for disposal	○Collection Point: Toyoshina Recycling Center ○Collection Hours: 9:00am-3:30pm on business days ○Services for: households and companies handling wood chips except industrial waste within the city ○Acceptable waste: pruned branches of garden and fruits trees(thickness exceeding 8cm), logged trees, roots of trees, wooden furniture(without mirrors or glasses), other wood waste chips. ○Fee: 100yen + tax/ 5kg
Domestic wastewater	Shinko Co., Ltd ☎72-8933 ※Open: Mon-Fri	
Human waste	Anchiku Environmental Sanitation Ltd. ☎ 72-2575 ※Open: Mon-Fri	
Cremation of Pets (dogs, cats, etc.)	Toyoshina Wide Area Funeral Center ☎72-5652 *Tel reservation needed	

Items not collected

・Over-sized trash, syringes, syringe needles, construction waste
・Agricultural machinery waste oil, engine oil, volatile oils, agricultural chemicals, gas cylinders
・Extinguishers, etc.
(Contact the companies directly for collection)

Garbage sorting app "3R" is available

Android Terminal	iOS Terminal	
		Download the QR code on the left and set your area to use the app.

For More Information

◆Azumino City Hall
Environment division
☎ 71-2000 (main)
☎ 71-2490 (direct)
Service hours:
8:30am-5:15pm on weekdays

Pls. refer to Domestic Recyclable Garbage Disposal Manual for details