

# Akashina Area [A] Garbage and Recyclable Garbage Collection Calendar

Ooashi/ Hikaru/ Miyanaka/ Machi/ Akashina/ Kami-Oshino/ Shimo-Oshino

[Be responsible for your garbage by writing your name and your area on the bag.]

★Thoroughly separate garbage types and use the city-specified bags. Take it out to the designated collection site in your area by 7:30 am on collection days. [Tie your garbage bag before disposal of it.]




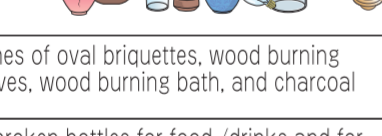


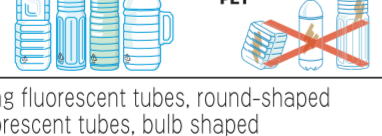
<b>Burnable Garbage</b> Monday/ Thursday	<b>Metal Items</b> 1st Wednesday	<b>Glass/ Crockery/ Ash</b> 3rd Wednesday	<b>Plastic Recyclables</b> Wednesday	<b>Glass Bottles/Cans/ PET Bottles/ Fluorescent Tubes</b> 2nd Wednesday	<b>Paper/ Clothing/ Fabric/ Battery Cells</b> 4th Wednesday
Collection Point: Garbage Collection Point			Collection Point: Recyclable Garbage Station		







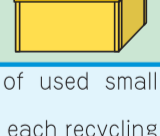
"Let's be more conscious and do what we can as an individual to reduce food waste."

Garden Waste Recycling is accepted on collection days at each Recycling Center in Azumino.

<b>4 April</b> Akashina Recycling Center collection days: 5 <sup>th</sup> , 6 <sup>th</sup> , 19 <sup>th</sup> , 20 <sup>th</sup> SUN MON TUE WED THU FRI SAT 1 2 3 4 5 6 7 8 9 10 11 12 13 14 15 16 17 18 19 20 21 22 23 24 25 26 27 28 29 30	<b>5 May</b> 25 <sup>th</sup> is the Azumino City-wide Community Clean-up Day. Akashina Recycling Center collection days: 3 <sup>rd</sup> , 4 <sup>th</sup> , 17 <sup>th</sup> , 18 <sup>th</sup> SUN MON TUE WED THU FRI SAT 1 2 3 4 5 6 7 8 9 10 11 12 13 14 15 16 17 18 19 20 21 22 23 24 25 26 27 28 29 30 31	<b>6 June</b> Akashina Recycling Center collection days: 1 <sup>st</sup> , 7 <sup>th</sup> , 15 <sup>th</sup> , 21 <sup>st</sup> SUN MON TUE WED THU FRI SAT 1 2 3 4 5 6 7 8 9 10 11 12 13 14 15 16 17 18 19 20 21 22 23 24 25 26 27 28 29 30	<b>7 July</b> Akashina Recycling Center collection days: 5 <sup>th</sup> , 6 <sup>th</sup> , 19 <sup>th</sup> , 20 <sup>th</sup> SUN MON TUE WED THU FRI SAT 1 2 3 4 5 6 7 8 9 10 11 12 13 14 15 16 17 18 19 20 21 22 23 24 25 26 27 28 29 30 31	<b>8 August</b> Akashina Recycling Center collection days: 2 <sup>nd</sup> , 3 <sup>rd</sup> , 16 <sup>th</sup> , 17 <sup>th</sup> SUN MON TUE WED THU FRI SAT 1 2 3 4 5 6 7 8 9 10 11 12 13 14 15 16 17 18 19 20 21 22 23 24 25 26 27 28 29 30	<b>9 September</b> Akashina Recycling Center collection days: 6 <sup>th</sup> , 7 <sup>th</sup> , 20 <sup>th</sup> , 21 <sup>st</sup> SUN MON TUE WED THU FRI SAT 1 2 3 4 5 6 7 8 9 10 11 12 13 14 15 16 17 18 19 20 21 22 23 24 25 26 27 28 29 30	<b>10 October</b> Akashina Recycling Center collection days: 4 <sup>th</sup> , 5 <sup>th</sup> , 18 <sup>th</sup> , 19 <sup>th</sup> SUN MON TUE WED THU FRI SAT 1 2 3 4 5 6 7 8 9 10 11 12 13 14 15 16 17 18 19 20 21 22 23 24 25 26 27 28 29 30 31	<b>11 November</b> 2 <sup>nd</sup> is the Azumino City-wide Community Clean up Day. Akashina Recycling Center collection days: 1 <sup>st</sup> , 2 <sup>nd</sup> , 15 <sup>th</sup> , 16 <sup>th</sup> SUN MON TUE WED THU FRI SAT 1 2 3 4 5 6 7 8 9 10 11 12 13 14 15 16 17 18 19 20 21 22 23 24 25 26 27 28 29	<b>12 December</b> Akashina Recycling Center collection days: 6 <sup>th</sup> , 17 <sup>th</sup> , 20 <sup>th</sup> , 21 <sup>st</sup> SUN MON TUE WED THU FRI SAT 1 2 3 4 5 6 7 8 9 10 11 12 13 14 15 16 17 18 19 20 21 22 23 24 25 26 27 28 29 30 31	<b>1 January 2026</b> Akashina Recycling Center collection days: 4 <sup>th</sup> , 17 <sup>th</sup> , 18 <sup>th</sup> SUN MON TUE WED THU FRI SAT 1 2 3 4 5 6 7 8 9 10 11 12 13 14 15 16 17 18 19 20 21 22 23 24 25 26 27 28 29 30 31	<b>2 February</b> Akashina Recycling Center collection days: 1 <sup>st</sup> , 7 <sup>th</sup> , 15 <sup>th</sup> , 21 <sup>st</sup> SUN MON TUE WED THU FRI SAT 1 2 3 4 5 6 7 8 9 10 11 12 13 14 15 16 17 18 19 20 21 22 23 24 25 26 27 28	<b>3 March</b> Akashina Recycling Center collection days: 1 <sup>st</sup> , 7 <sup>th</sup> , 15 <sup>th</sup> , 21 <sup>st</sup> SUN MON TUE WED THU FRI SAT 1 2 3 4 5 6 7 8 9 10 11 12 13 14 15 16 17 18 19 20 21 22 23 24 25 26 27 28 29 30 31
---	---	--	---	--	---	---	--	---	---	---	--

No garbage collection from December 30 to January 4. Business waste is NOT collected at the collection points. Note: Violated garbage will be taped a warning and WILL NOT collected.

Classification	Main Items	Guidelines for garbage disposal	What to use for disposal
<b>Burnable Garbage</b>	Kitchen waste, waste paper, chunks of wood, pieces of cloth, leather items, shells, rubber goods, aluminum foil 	○Do not cover or hide your garbage with newspapers etc. ○Kitchen waste should be well dried. ○Remove feces from used disposable diapers. ○Wood and branches should be no bigger than 5cm in diameter and 50cm in length. Boards should be cut into pieces within 50cm. Do not bundle them. ○Large items such as futons, carpet, wood, etc. will be collected if the item is small enough to fit into the city-issued burnable garbage bag. If not, please dispose of it as "Oversized Trash."	もえごみ専用指定袋 安曇野市 Area Name
<b>Non-burnable Garbage</b>	<b>Metal Items</b> Iron scraps, pans, kettles, scissors, knives, razors, spray cans 	○Spray cans must be used up completely and make a hole in cans to take all the gas out outside away from flames. ○Knives should be wrapped with papers etc. ○Cans larger size than 18L should be disposed as "Over-sized Trash." ○The lids from canned goods and twist-off bottle caps must be disposed of as "Metal Items." ○The small household electrical appliances are not considered as "Metal Items".	もえないごみ資源物指定袋 安曇野市 Area Name
	<b>Glass and Crockery</b> Electric bulbs, broken or dirty glass bottles, plates, glasses, bowls, vases, opalescent glass bottles 	○Empty garbage items. ○Remove caps. ○Large pieces should be broken into smaller pieces to prevent the bag from tearing. ○Do not wrap with papers and show the contents. ○Glass and crockery can be put together in one bag. ○Incandescent light bulbs, LED light bulbs(Glass), glow lamps, and broken fluorescent tubes should be disposed as "Glass and Crockery."	もえないごみ資源物指定袋 安曇野市 Area Name
	<b>Ash</b> Ashes of oval briquettes, wood burning stoves, wood burning bath, and charcoal	○Extinguish the fire in ashes completely. ○The burnt residue are considered as "Burnable Garbage."	Non-burnable Garbage/ Recyclable Garbage Bag
	<b>Glass Bottles</b> Unbroken bottles for food /drinks and for cosmetics 	○Separate by colors: colorless and white, brown, and others. ○Remove the top from the bottle, rinse well, and dry. No need to remove labels. ○Glass bottles with colorless spouts are sorted into "Colorless Glass Bottles" ○Broken glass bottles, cooking oil glass bottles and opalescent glass bottles are sorted into "Glass and Crockery"	もえないごみ資源物指定袋 安曇野市 Area Name
<b>Recyclable Garbage</b>	<b>Cans</b> Juice or alcohol cans, food cans, confectionary cans, milk cans 	○Lightly rinse and dry them. ○No need to separate aluminum cans from steel cans. ○The lids from canned goods and twist-off bottle caps must be disposed of as "Metal Items."	もえないごみ資源物指定袋 安曇野市 Area Name
	<b>PET Bottles</b> Plastic PET bottles with ♻️ mark 	○Plastic caps and labels are disposed as "plastic recyclables." ○Plastic rings don't have to be taken, but labels must be removed. ○Lightly rinse and dry containers. ○Soiled bottles should be disposed as "Burnable Garbage".	もえないごみ資源物指定袋 安曇野市 Area Name
	<b>Fluorescent Tubes</b> Long fluorescent tubes, round-shaped fluorescent tubes, bulb shaped fluorescent lights Germicidal lamp, ultraviolet germicidal lamp 	○Incandescent light bulbs, LED light bulbs(Glass), glow lamps, and broken fluorescent tubes should be disposed as "Glass and Crockery." ○Fluorescent tubes can be collected with their original paper cases. ○How to distinguish a bulb shaped fluorescent light and an incandescent lamp ・A bulb-shaped fluorescent light has a plastic part between the bulb and the metal but the incandescent lamp doesn't. ・Model number of a bulb shaped fluorescent light begins with "EF." ○Pls dispose LED bulbs (made of plastic) as "used small home appliances."	もえないごみ資源物指定袋 安曇野市 Area Name
	<b>Used Small Household Appliances</b> Cell phones, electric razors, calculators, game machines, PCs, digital cameras, hair driers, flashlights, clocks, vacuum cleaners, rice cookers, car audios, electric cords, etc. *NO air conditioners, TVs, refrigerators/freezers, washing machines/cloth dryers *Erase all the personal data from devices. *Remove all batteries/ fluorescent tubes.	○Recycling centers accept all items of used small household appliances. Open: according to business hours of each recycling center (9:00am-4:00pm) ○Complete registration first, then follow the staff's instructions and put your items in the provided container.	Recycling Center Recycle Box in Main City Office/ City Branch Office

Classification	Main Items	Guidelines for garbage disposal	What to use for disposal
<b>Plastic Recyclables</b>	Plastic for container packaging Trays, cups, Styrofoam, bottles, labels, etc. Plastic for products Straws, washbasins, buckets, plastic tableware, plastic toys, etc. 	○From April 2025, plastics for product will be newly collected. ○Please use the plastic recyclables bag (yellow) or the non-burnable garbage and recyclables bag (blue). ○Rinse thoroughly and dry before disposing. ○No need to put in small bag beforehand, (no double bagging). ○No need to remove paper price tags or barcode stickers. ○Items either heavily soiled or with dirt not easily removed(oil bottles, etc.) should be disposed of as "burnable trash" ○Plastic recyclables that do not fit into designated bags can be deposited at the Toyoshina/Hotaka Recycling Center(not at the Akashina Recycling Center) (Do not put it out at the collection site)	プラスチック資源物専用袋 安曇野市 Area Name もえないごみ資源物指定袋 安曇野市 Area Name
<b>Recyclable Garbage</b>	<b>Newspapers</b> Newspapers and newspaper inserts	○Make an easy carrying bundle of papers by type and tie it crosswise to dispose. ○Rip other materials (such as plastic, cloth, leather, or metal) off and dispose respectively. ○No need to remove staples from magazines or other papers. ○No need to remove staples, packing tapes or labels from cardboard boxes. ○Even papers with corrugated cross section (wavy) are sorted into "Paper containers and packaging" if they have ♻️ mark.	
	<b>Cardboard</b> with corrugated cross section	○Japanese papers, thermal papers, photographs, rice/fertilizer bags and papers coated with plastic should be disposed as "Burnable Garbage" ○Wrap and toilet paper tubes should be disposed as "Magazines and other papers".	
	<b>Magazines and other papers</b> Magazines, books, catalogs, brochures, other papers	○Rinse, cut to open, and dry paper cartons. Tie them crosswise to dispose. ○Shop front collection is also recommended.	
	<b>Paper drink cartons</b> Paper cartons (milk, fruit juice) <b>Paper containers and packaging</b> Empty paper boxes/ bags/ packaging with ♻️ mark	○Small items should be flattened and put into other wrappings, or put in a paper bag with ♻️ mark and tie it crosswise to dispose. ○Dirt, metal and plastics should be removed from items.	
<b>Clothing and Fabrics</b> Clothes, trousers, bed sheets, curtains, blankets, sweaters	○Put into the bag specified for non-burnable garbage without cutting up and close the bag tightly. ○Underwear, socks, heavily soiled or torn items should be disposed as "Burnable Garbage"		
<b>Electric Batteries</b> Manganese cells, Nickel-Cadmium rechargeable batteries, alkaline batteries, mercury batteries, button cells, lithium battery	○Please wrap the electrodes of the button battery with tape for isolation. ○Car and motor bike batteries are sorted into "Over-sized Trash"		
<b>Waste Cooking Oil</b> Used or expired cooking oil (Vegetable oil only)	○Please bring the item to the main city hall, city branch offices, or each recycling center.	Bring it in its original, sealed container.	
<b>Waste Bicycle</b> Unnecessary Bicycle (Broken bicycles are accepted)	○Bring it to a respective recycling center during its open hours.		
<b>Garden Waste Recycling</b> (to chip pruned branches)	Tree branches with diameter in 1~8cm. Thinner ones as burnable garbage, thicker ones as over-sized trash or thermal recycling wood chips.	○Open 9:00 am-4:00 pm on each Recycling Center collection days. ○Remove leaves, cut out branches, make them into handy length, and bundle with strings. ○Woodchips are available for free at each Recycling Center.	

Recycling Center	
*Accepts recyclable garbage without charge. Open: 9:00am-4:00pm	
<b>Akashina Recycling Center</b> 4560-1 Akashina Nakagawate	1st and 3rd Saturday and Sunday
Toyoshina Recycling Center (South of Azumino Industrial Park) 1161-1 Toyoshina Takibe	Saturday and Sunday 2nd and 4th Wednesday
Hotaka Recycling Center (Hashizume Wastewater Treatment Plant) 4878-1 Hotaka Ariake	Saturday and Sunday

Paid Collection		
<b>Over-sized Trash</b> furniture, trees, large battery, etc.	Contact authorized trash hauling companies directly.	○See "Domestic Recyclable Garbage Disposal Manual" or the city website to find authorized trash hauling companies ○Call the company and ask acceptable items and disposal fee for over-sized trash in advance. ○Branches and ladders have access to thermal recycling of wood chips
<b>Burnable Over-sized Trash</b> Futon, Tatami, wooden furniture, wood, etc.	Take directly to Hotaka Clean Center	○Acceptable trash: large trash that doesn't fit in the city-issued burnable garbage bag. * Max. size accepted: length 2m x width 1.2m x height 1m. (wood and chopped branches under thickness 20cm, length 2m) * Remove any visible non-burnable(metal, glass, etc.) parts. ○Cost: Under 10kg ¥220/visit. Over 10kg ¥220/10kg ○Business hours: Mon-Fri 8:30 am-12 pm / Sat 8:30 am-11:30am ○Contact: EcoService Azumino, Inc. Ph#82-1700. Pls. refer to "Domestic Recyclable Garbage Disposal Manual" for details.
<b>Thermal recycling of wood chips</b>	Bring the trash on your own for disposal	○Collection Point: Toyoshina Recycling Center ○Collection Hours: 9:00am-3:30pm on business days ○Services for: households and companies handling wood chips except industrial waste within the city ○Acceptable waste: pruned branches of garden and fruits trees(thickness exceeding 8cm), logged trees, roots of trees, wooden furniture(without mirrors or glasses), other wood waste chips. ○Fee: 100yen + tax/ 5kg
<b>Domestic wastewater</b>		Shinko Co., Ltd ☎72-8933 *Open: Mon-Fri *Tel reservation needed
<b>Human waste</b>		Azumino Cleaning Cooperative (Hyuteck Co.,Ltd) ☎62-2330 *Open: Mon-Fri
<b>Cremation of Pets (dogs, cats, etc.)</b>		Toyoshina Wide Area Funeral Center ☎72-5652

Items not collected
○Over-sized trash, syringes, syringe needles, construction waste ○Agricultural machinery waste oil, engine oil, volatile oils, agricultural chemicals, gas cylinders ○Extinguishers, etc. (Contact the companies directly for collection)

Please use Azumino City official LINE notification service on garbage and recyclables collection days.



Please set collection day notifications using the QR code on the left.

For More Information
◆Azumino City Hall Environment division ☎ 71-2000 (main) ☎ 71-2490 (direct) Service hours: 8:30am-5:15pm on weekdays
Pls. refer to Domestic Recyclable Garbage Disposal Manual for details